



QUILTED ANGEL

200 g street ❖ petaluma, california

WINTER · SPRING 2010 NEWSLETTER

January through April

NEWS & EVENTS




WELCOME TO THE NEW YEAR 2010,

The Quilted Angel wishes to thank everyone for their patronage at our store, and we look forward to serving you in the new year. 2010 promises many new exciting fabrics at Quilted Angel, please stop by to check them out. Among them are: Michael Miller's Gnomes and Rose Fairy collection, "Vintage Adventures," and new Asian and indigo fabrics. In stock, are the Shape Cut Pros, a slotted board that allows you to cut your fabric into strips accurately without having to fold your fabric; a bobbin tree to neaten up your sewing area and designer left handed scissors, to name a few.

Happy Quilting,
Barbara and Staff

RATING SYSTEM

New for this year, our classes are rated!

-  Beginning
-  Intermediate
-  Advanced

CUSTOMER APPRECIATION SALE!

Come join us for our Customer Appreciation Weekend Sale February 13 and 14. Enjoy a discount of 20% off all regularly priced fabrics.

QUILTED ANGEL IS GOING GREEN

Newsletters are available online or at the store only.

SPACE TO BASTE

Remember our classroom can be used for basting your quilts, no spray basting please. Call to schedule a date, no fee.

COTS

Thank you to our volunteer quilters who come once a month to make quilts for the kids at COTS, you really make a difference. To date they have made over 1,744 quilts! Come join the fun or take some fabric home to cut squares.
Thursday, January 28, February 25, March 25 and
April 22: 10:00am-4:00pm

HABITAT FOR HUMANITY

The Quilted Angel is happy to offer our classroom the first Tuesday of every month to help sew quilts for Habitat for Humanity.

BIRTHDAY DISCOUNT

Happy Birthday to you! Receive a 20% discount on your entire purchase on your birthday with proof of birth date.

FEATURED TEACHER: JILL SCHUMACHER

WE ARE PLEASED TO HAVE JILL SCHUMACHER, "QUILTMAKER TO THE QUEEN," TEACHING AT OUR STORE!

INTRODUCTION TO MACHINE QUILTING

In this class, you will learn to quilt loops, curves, designs, free motion straight lines and simple stipple by using your home sewing machine. You will learn the art of heirloom free-motion machine quilting. By Jill Schumacher, \$55

Saturday, January 23: 10:00am-4:00pm

MINI WHOLE CLOTH

This class is for those who have explored beginning machine quilting, but would like to learn more. This class is geared toward the quilter who can do simple machine quilting basics, but wants to learn more elaborate designs and how to stitch them. This is taught using your home sewing machine.

By Jill Schumacher, \$55

Sunday, March 14: 11:00am-5:00pm

DESIGN LAYOUT

Now that you have completed the piecing of your quilt, come and learn how to design the layout of quilting motifs and borders for the completion of your next heirloom. We will start with the design layout and then learn how to transfer your selection onto your quilt.

By Jill Schumacher, \$55

Saturday, May 22: 10:00am-4:00pm

TECHNIQUE CLASSES

BEGINNING MACHINE QUILTING

Learn to quilt on your machine! This class offers time to practice and hands-on help. Straight line, free motion and stippling is taught. Reduce all the tops you have at home by turning them into quilts.

By Sharon Malachowski, \$40

Saturday, January 16: 10:30am-3:00pm

OR Saturday, April 24: 1:00pm-5:30pm

BEGINNING QUILTING

This is a more in-depth class, where you will learn the basics of quilt making by machine and leave with a finished wall quilt. This is a great first time class for beginners. Series of 4 classes by Marie Kint, \$60

Wednesday, March 3, 10, 17 and 24: 6:00pm-9:00pm

MR. BUNNY

Learn to how to use fusible web and the embroidery stitch on your machine to make this adorable 1940s rabbit with Aunt Grace fabrics.

By Barbara Meikle, \$35

Friday, March 12 and 26: 11:00am-2:00pm

QUILT DISCOVERY FOR THE BEGINNER

For those of you who have never quilted before, but would like to explore the process, this project is for you. In two classes, you will create a project suitable for a wall hanging or baby quilt. By Marie Kint, \$40

Wednesday, February 3 and 10: 10:30am-1:30pm

COLOR CLASS

This two-day class will be a hands-on exploration of color, using fabric and paper swatches to discover the basic principles that allow you to master color.

Supplies will be provided by teacher. By Charlene Lohmeier, \$60

Sunday, March 27 and April 3: 12:00pm-4:00pm

BASIC PAPER PIECING STORM AT SEA

Learn the basics of beginning paper piecing and end up with a beautiful wall hanging of Storm at Sea. By Samantha Glorioso, \$35

Saturday, March 13: 10:30am-3:30pm

APPLIQUÉ CLASSES

BEGINNING APPLIQUÉ

Learn the needle turn method of appliqué to create perfect curves, points, inverts and invisible stitches. Series of 3 classes. By Marie Kint, \$50

Saturday, April 17: 10:30am-1:30pm

Saturday, April 24: 10:30am-12:30pm

Saturday, May 1: 10:30am-12:30pm

QUILTING CLASSES

CHECKER BOARD SQUARES

Taken from Simple Comforts: "Harvest a bumper crop of your favorite prints while stitching this scrappy quilt chock full of colorful checkerboard squares. Twisting and weaving ever upward to kiss the sky, these striking yet humble patchwork rows will brighten any room." By Barbara Meikle, \$40

Thursday, January 21: 11:00am-2:00pm

Thursday, February 4: 11:00am-2:00pm

KIMONO MEETS BQ

Join us for a day or evening class to learn how to paper piece the kimonos from the Shop Hop, some great tricks and how to put them into the BQ setting (Quilt will not be completed in class).

By Bonnie Cooper, \$35

Friday, February 19: 10:30am-2:30pm

OR Friday, February 19: 5:00pm-9:00pm

UNDERGROUND RAILROAD

For those of you that enjoy the historic value of blocks and quilts, Sharon has designed a quilt that follows the stories of the underground railroad of the 1860s. This class is 5 months with 6 classes. By Sharon Malachowski, \$120 (Can pay in 2 increments, \$60 for the first half and \$60 for the second half)

Sunday, February 7: 1:00pm-4:00pm

Sunday, March 7: 1:00pm-4:00pm

Sunday, April 11: 1:00pm-4:00pm

Sunday, May 2: 1:00pm-4:00pm

Sunday, June 6 and 27: 1:00-4:00pm

MOON SHADOW

Learn to make perfect shadowed circles using one of the two techniques, freezer paper or fused appliqué, taught in class to create this dramatic quilt.

By Susan Blair, \$45

Saturday, March 6: 10:00am-4:00pm

SCRAP BASKETS

Learn to use a Moda scrap bag to make this basket quilt. It's a scraptastic class! By Barbara Meikle, \$40

Thursday, March 4 and 18: 11:00am-2:00pm

DESIGN A QUILT AROUND A PANEL

In this class, you'll learn how to make a panel into a unique quilt. We will explore: skill level, time frame and size of the quilt. There is no sewing involved. By Samantha Glorioso, \$40

Saturday, February 27: 10:30am-4:30pm

WHEELS OF MYSTERY {WINDING WAYS}

Using two colors or a scrappy mix, make this dynamic pattern from the early 1930s and learn to master curved piecing.

By Marie Kint, \$40

Saturday, March 20: 10:30am-4:30pm

BIRDS IN THE AIR

This class will cover three techniques: piecing, fusible and bias appliqué. Sharon's original appliqué patterns are included.

By Sharon Malachowski, \$40

Sunday, March 21 and 28: 1:00pm-4:00pm

DRESDEN PLATE AUNT GRACE STYLE

Use all of your favorite Aunt Graces in this scrappy Dresden Plate quilt. This lovely quilt features an easy sew-and-turn method for making fan sections, which creates a perfect folded edge for appliqué or machine stitching.

By Barbara Meikle, \$40

Thursday, April 1 and 15: 11:00am-2:00pm

ORGANIC CHICKEN

Do you have lots of fruit and veggie fabrics and don't know what to do with them? Explore fusible collage and design this whimsical chicken. It's fun to swap fabrics with other students. By Sharon Malachowski, \$45

Sunday, April 25: 12:00pm-4:00pm

LAYER CAKE HOUSE QUILT

Ever wondered what to do with layer cakes? Let Barbara show you how to make these adorable houses. By Barbara Meikle, \$30

Friday, April 30: 11:00am-3:00pm

PROJECT CLASSES

CHENILLE SCARF

Another great gift idea for men or women. From a few yards of a woven stripe or plaid you can make a beautiful warm and stylish scarf. It's very simple!

By Bonnie Cooper, \$25

Saturday, February 11: 4:30pm-8:30pm

MAGIC PILLOW CASES

Come join Bonnie for a fun time, making these fast pillow cases. They are beautiful and all of the seams inside are incased. They make a great gift.

By Bonnie Cooper, \$20

Thursday, January 28: 6:00pm-until finished

SMALL PIECEWORK PURSE

Use assorted scraps for piecing this original purse. This is a lovely purse to take on an evening out. In the class, you will receive a free pattern designed by Susan. By Susan Blair, \$35

Sunday, January 31: 12:00pm-4:00pm

FUJI JACKET

This is basically a design class. With Susan's guidance you will be creating the yardage used to cut out the jacket. You will not be sewing in the class, this will be your homework. Susan will walk you through the construction process and teach new techniques used in completing a lined, designer jacket.

By Susan Blair, \$60

Sunday, February 14, 21, and 28: 2:00pm-4:00pm

THREAD CATCHER

Let Tamara show you how to make this easy, stylish bag to put by your machine for thread catching. This is a great gift for your quilting friends. By Tamara Borok, \$20

Tuesday, February 23: 1:30pm-4:30pm

CUP APRON

Do you have an old coffee mug sitting around doing nothing? Make an "apron" for it and turn it into a useful tool holder that can be used next to your sewing machine, computer or workbench. This is great for gifts, and uses up those extra coffee mugs and scraps! By Bonnie Cooper, \$20

Thursday, February 18: 6:00pm-until finished

SEEK AND FIND {I SPY}

Find all of the hidden treasures within. This class will teach you how to make a soft toy with see-through vinyl window. By Bonnie Cooper, \$20

Thursday, March 25: 6:00pm-until finished

DESIGNER GROCERY BAG

Need a great tote to go to your local farmers market or grocery store? Tamara will lead you through the construction of this wonderful bag. It makes a great gift too. By Tamara Borok, \$30

Friday, March 19: 11:00am-4:00pm

LA BORSA BAG

Grab a charm pack or cut out some five inch squares, 22 to be exact, and put them together in a "charming" purse. This purse is just the right size with a very unique shape. By Bonnie Cooper, \$30

Saturday, April 10: 10:30am-until finished

ZIPPY BAG

Learn a quick easy way to insert zippers and make a plastic-lined quilted bag for makeup or travel. By Bonnie Cooper, \$20

Thursday, April 15: 6:00pm-until finished

MYSTERY NIGHT

A new project is chosen for each class, we provide the kit and you create the mystery project with us. A good time is had by all! Space is limited so please sign up ahead of time to reserve your spot.

By Bonnie Cooper, \$15 (includes the kit).

Thursday, January 7: 6:00pm until finished

Thursday, February 4: 6:00pm until finished

Thursday, March 4: 6:00pm until finished

Thursday, April 1: 6:00pm until finished

UFO DAY

Come and get those UFO's done! We all have unfinished projects, so join others for the day and get them done. Staff members will be available to assist with occasional questions. \$10 per session.

Friday, February 5: 10:00am-4:00pm

Friday, March 5: 10:00am-4:00pm

Friday, April 2: 10:00am-4:00pm

Wednesday, January 20: 10:00am-4:00pm

Wednesday, January 27: 10:00am-4:00pm

Wednesday, February 17: 10:00am-4:00pm

Wednesday, February 24: 10:00am-4:00pm

Wednesday, March 31: 10:00am-4:00pm

Wednesday, April 21: 10:00am-4:00pm

Wednesday, April 28: 10:00am-4:00pm

ABOUT QUILTED ANGEL

STORE HOURS

Monday-Saturday 10:00am-5:30pm, Sunday 12:00pm-4:00pm.

THE STORE WILL BE CLOSED JANUARY 1, 2010 & APRIL 4, 2010.

CONTACT

Phone: 707-763-0945

Email: angels@quiltedangel.com

Web: www.quiltedangel.com {the schedule is posted on the site}

SEWING MACHINES

In cooperation with Jim Wyllie's Parkside Sewing Center, we have Bernina sewing machines in our classroom for the exclusive use of our students. When you sign up for class, one will be waiting for you. There is no fee for this service.

ACCESSIBILITY

We are proud to be wheelchair accessible.

CLASS POLICY

You may sign up for a class in person, or by phone with a credit card or check. We may cancel a class if less than our minimum enrollment is met two weeks prior to the class date. In this case, we will refund or credit your payment. Otherwise, there is no refund or credit on student cancellations, as we need to fulfill our commitment to our teachers. We cannot accommodate children, pets, or guests during classes.

Please do not wear any fragrances while taking a class as some of our staff are highly allergic and please remember to turn your cell phones off during class. Thank you for your cooperation.